





Parweld Water Cooler Range

Model Number	Input Voltage	Flow Rate (L/min)	Application	Power Supply
XTS906 	110, 230, 400	8	XTM356i with TR008 Trolley	Power lead connects to rear of machine
			XTM211Di with TR007 Trolley	Power lead connects to separate supply*
			XTM221Di with TR007 Trolley	Power lead connects to separate supply*
			Free standing for use with any machine	Power lead connects to separate supply*
XTS908 	110, 230	2	XTT212Di	Internal power lead connects directly to the lead in the base of the machine
XTS909 	110, 230, 400	8	XTM405i with TR009 Trolley	Power lead connects to rear of machine
			XTM505i with TR009 Trolley	Power lead connects to rear of machine
			Free standing for use with any machine	Power lead connects to separate supply*
XTS910 	110, 230, 400	8	XTT315Di	Internal power lead connects directly to the lead in the base of the machine

***Power Supply Note**

The plug on the end of the lead needs removing and a suitable plug fitted