

Parweld Limited , Bewdley Business Park , Long Bank , Bewdley , Worcestershire , DY12 2TZ

**Product reference
& Descriptions:**

- P3830 - Parweld TIG Classic *10
- P3835 - Parweld TIG Premium *10
- P3837 - Panther Pro TIG Deer Skin *8 , 9 , 10
- P3838 - Panther Fingertip Sensitive TIG *8 ,9 ,10
- P3839 - Panther Pro TIG II *10

*Available sizes: For items;

Product description:

ALL ITEMS CONSIST OF GRAIN LEATHER HAND AND SPLIT LEATHER CUFFS

THESE ITEMS ARE PERSONAL PROTECTIVE EQUIPMENT BELONGING TO THE CATEGORY II DESIGN
All Products comply to innocuousness, comfort, solidity.

It has been subject to an EU type Examination performed by:


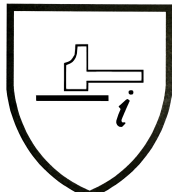
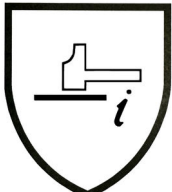
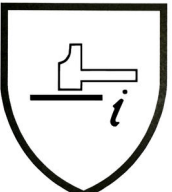
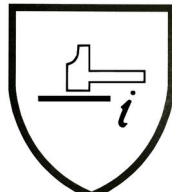
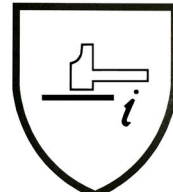





INTERTEK Italia S.p.A (Notified Body No. 2575)

Via Guido Miglioli 2/A , 20063 Cernusco sul Naviglio (MI),
Milano , Italy

Applicable

Standards:

These products meet the requirements of the standard BS EN ISO 21420:2020+A1:2024 General requirements for Protective Gloves, BS EN ISO 388:2016+A1:2018 Mechanical Risks, BS EN 407:2020 Thermal Risks, BS EN ISO 12477:2001 + A1:2005 Protective Gloves for Welders, and are designed to offer protection for the levels shown with icons below:

	<p>BS EN 388:2016 +A1:20118</p>  <p>2 1 2 1 X</p>	<p>BS EN 388:2016 +A1:20118</p>  <p>2 1 2 1 X</p>	<p>BS EN 388:2016 +A1:20118</p>  <p>2 1 2 2 X</p>	<p>BS EN 388:2016 +A1:20118</p>  <p>2 1 1 1 X</p>	<p>BS EN 388:2016 +A1:20118</p>  <p>2 1 2 1 X</p>
	 <p>4 1 2 X 4 X EN ISO 12477:2001 Type B P3830</p>	 <p>4 1 2 X 4 X EN ISO 12477:2001 Type B P3835</p>	 <p>4 1 2 X 4 X EN ISO 12477:2001 Type B P3837</p>	 <p>4 1 2 X 4 X EN ISO 12477:2001 Type B P3838</p>	 <p>4 1 2 X 4 X EN ISO 12477:2001 Type B P3839</p>

Protection limit:

These products do not contain any substances at levels that are known to, or suspected to, adversely affect user hygiene or health. The protection against risks or hazards which are not mentioned in this document is not warranted.

In the event of accidental contamination like splash of chemicals or flammable liquids on these products, wearers should withdraw and carefully remove gauntlets/gloves. Contaminated items should be cleaned or replaced

Intended Use:

Type B Gloves are recommended when high Dexterity is required such as for TIG Welding. Type A Gloves are recommended for other welding processes. There is no standardized test method at present for detecting UV penetration of materials for gloves, but the current methods of construction of Protective gloves for Welders do not normally allow the penetration of UV radiation. With Arc welding installations, it is not possible to protect all parts conducting the welding voltage against direct contact, for operational reasons.

Warnings:

Additional partial body protection may be required e.g. for welding overhead, or in a knelt position.

These Gloves are only intended to protect against brief inadvertent contact with live parts of an arc welding circuit, additional electrical insulation layers will be required where there is an increased risk of electric shock. Gloves are designed to provide protection against short term, accidental contact with live electric conductors at voltages up to approximately 100v D.C

Gloves Should always be worn fully pulled to lower arm with other body protection tucked in the cuff part of glove for full protection.

Storage and cleaning notice

Keep in its original packaging, under ordinary temperature and humidity conditions and in clean, covered and ventilated premises. Both new and used gloves should be inspected thoroughly before being worn, to ensure no damage is present. Gloves should not be left in a contaminated condition if re-use is intended and should be cleaned as much as possible using a damp cloth, provided that no serious hazard exists before removing from hands. Gloves that are cut, burnt or punctured or showing signs of fraying must not be used. If in doubt, do not use and seek professional advice. These Products are not designed for washing Do Not Wash.

Instructions for use

Place Glove over hand fitting the Thumb and Fingers in the appropriate positions making sure the glove is fitted comfortably to carry out the task in hand. To remove each glove pull finger part of gloves away from the hand.

PPE subject to ageing:

The design performance cannot be significantly affect by ageing when stored in appropriate conditions (humidity, temperature, clean, ventilated, light).

Declaration of conformity:

Available on: www.parweld.info/document/p3837-panther-pro-tig-i-glove_doc_en