PRO-GRIP MAX™ TIG

The Parweld Pro-Grip Max™ TIG torch range has been developed using the company's philosophy of putting the user first.

Optimal Handling - the striking handle design with improved profile offers a much more relaxed grip for the welder, reducing the risk of RSI and providing maximum comfort and manoeuvrability.

Integrated Handle Grips - using the latest over moulding techniques, the handle incorporates large soft grips providing maximum security and preventing any torch movement whilst in the welders hand.

Infinite Flexibility - Plug and Play™ switch technology combined with multiple head options and a wide range of cable plugs and terminations means we can produce a torch to fit virtually any machine and application.

PRO-GRIP MAX™ TIG 172
FUME TIG KEY FEATURES 173
PRO9 FUME 174
PRO17 FUME 176
PRO20 FUME 178
PRO-GRIP MAX™ TIG KEY FEATURES 181
HOW TO CREATE YOUR TORCH 182
TORCH COMPONENT REFERENCE GUIDE 183
1. TORCH HEADS 183
2. CABLE LENGTH 184
3. SWITCHES 184
4. CABLE TERMINATIONS 185
WHY CHOOSE TGC? 190
5. CABLE PLUGS 191
INTEGRATED POWER ADAPTOR 193
PRO-GRIP MAX™ TIG RANGE 194
PRO9 196
PRO17 198
PRO26 200
PRO250AC 202
PRO20 204
PRO20 HYBRID 206
PRO18 208
PRO18SC 210
PRO 550W 212

PRO FUME TIG KEY FEATURES

The new Pro-Grip TIG fume torch provides efficient extraction of harmful welding fumes at source. The fume extraction collar at the front of the torch head draws away the toxic welding fume without affecting the shielding gas coverage.



Air and water cooled torches available (PRO9, PRO17, PRO20). The design allows the use of standard welding cups.

Unique design allows flexible torch heads to be used and rotation of the head in the handle for improved access.

Ergonomic handle design with vents to reduce heat buildup.

Knuckle joint for improved manoeuvrability.

PRO9 Fume

AIR COOLED PRO-GRIP™ MAX FUME TIG TORCH
125A DC, 100A AC @ 60% Duty Cycle, EN60974-7



STOCK CODE		DESCRIPTION
1	TX001	Fume Suction Sleeve
2	PRO9	Torch Body
3	PRO9FXL	Torch Body Flexible
4	98W77	Back cap 'O' Ring
5	PRO41V24	Pro-Grip™ Back Cap Long 145mm (5.71")
6	PRO41V35	Pro-Grip™ Back Cap Medium 48mm (1.9")

STOCK CODE		DESCRIPTION
7	PRO41V33	Pro-Grip™ Back Cap Short 19mm (.75")
8	**TRIGGER KITS AVAILABLE SEE PAGE 184**	
9	PROADP	Torch Head Handle Adaptor
10	PROBLK	Fume Hose Connector Block
11	PROH1	Hoses for Suction Sleeve
12	PROF200	Fume TIG Handle

TORCH CONFIGURATIONS
See pages 182-192 for how to create your Pro-Grip Max™ TIG Torch Package.

Gas Lens Cups

A

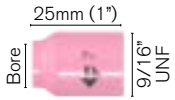

STOCK CODE	SIZE	BORE
53N58	4	6mm (1/4")
53N59	5	8mm (5/16")
53N60	6	10mm (3/8")
53N61	7	11mm (7/16")
53N61-S	8	13mm (1/2")

Collets

C

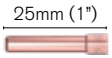

STOCK CODE	ELECTRODE SIZE
13N20	0.5mm (.020")
13N21	1.0mm (.040")
13N22	1.6mm (1/16")
13N22M	2.0mm (5/64")
13N23	2.4mm (3/32")

Gas Lens Bodies

B

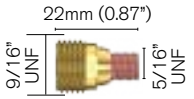

STOCK CODE	ELECTRODE SIZE
45V41	0.5mm (.020")
45V42	1.0mm (.040")
45V43	1.6mm (1/16")
45V43M	2.0mm (5/64")
45V44	2.4mm (3/32")

NEW Wedge Collets

D



STOCK CODE	ELECTRODE SIZE
13N21W	1.0mm (.040")
13N22W	1.6mm (1/16")
13N23W	2.4mm (3/32")



PRO17 Fume

AIR COOLED PRO-GRIP™ MAX FUME TIG TORCH
150A DC, 115A AC @ 60% Duty Cycle, EN60974-7



STOCK CODE		DESCRIPTION
1	TX002	Fume Suction Sleeve
2	18CG20	Cup Gasket
3	PRO17	Torch Body
4	PRO17FX	Torch Body Flexible
5	98W18	Back Cap 'O' Ring
6	PRO57Y02	Pro-Grip™ Back Cap Long 112mm (4.41")

STOCK CODE		DESCRIPTION
7	PRO57Y04	Pro-Grip™ Back Cap Medium 24mm (0.95")
8	**TRIGGER KITS AVAILABLE SEE PAGE 184**	
9	PROADP	Torch Head Handle Adaptor
10	PROBLK	Fume Hose Connector Block
11	PROH2	Hoses for Suction Sleeve
12	PROF200	Fume TIG Handle

TORCH CONFIGURATIONS
See pages 182-192 for how to create your Pro-Grip Max™ TIG Torch Package.

Gas Lens Cups

A

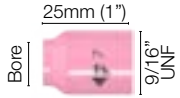

STOCK CODE	SIZE	BORE
53N58	4	6mm (1/4")
53N59	5	8mm (5/16")
53N60	6	10mm (3/8")
53N61	7	11mm (7/16")
53N61-S	8	13mm (1/2")

Gas Lens Bodies

B



STOCK CODE	ELECTRODE SIZE
17GL020	0.5mm (.020")
17GL040	1.0mm (.040")
17GL116	1.6mm (1/16")
17GL332	2.4mm (3/32")
17GL18	3.2mm (1/8")

Collets

C



STOCK CODE	ELECTRODE SIZE
10N21S	0.5mm (.020")
10N22S	1.0mm (.040")
10N23S	1.6mm (1/16")
10N24S	2.4mm (3/32")
10N25S	3.2mm (1/8")

GRIP GLOVES
COLOUR CODED PROTECTION

Our gloves are ideal for heavy-duty work like welding and woodworking as well as lighter tasks such as gardening and DIY jobs.



PRO20 Fume

WATER COOLED PRO-GRIP™ MAX FUME TIG TORCH
250A DC, 190A AC @ 100% Duty Cycle, EN60974-7



STOCK CODE	DESCRIPTION
1 TX001	Fume Suction Sleeve
2 PRO20	Torch Body
3 PRO20FXL	Torch Body Flexible
4 98W77	Back Cap 'O' Ring
5 PRO41V24	Pro-Grip™ Back Cap Long 145mm (5.71")
6 PRO41V35	Pro-Grip™ Back Cap Medium 48mm (1.9")

STOCK CODE	DESCRIPTION
7 PRO41V33	Pro-Grip® Back Cap Short 19mm (.75")
8	**TRIGGER KITS AVAILABLE SEE PAGE 184**
9 PROADP	Torch Head Handle Adaptor
10 PROBLK	Fume Hose Connector Block
11 PROH1	Hoses for Suction Sleeve
12 PROF200	Fume TIG Handle

TORCH CONFIGURATIONS
See pages 182-192 for how to create your Pro-Grip Max™ TIG Torch Package.

Gas Lens Cups

A

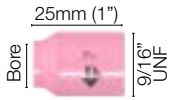

STOCK CODE	SIZE	BORE
53N58	4	6mm (1/4")
53N59	5	8mm (5/16")
53N60	6	10mm (3/8")
53N61	7	11mm (7/16")
53N61-S	8	13mm (1/2")

Collets

C

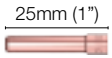

STOCK CODE	ELECTRODE SIZE
13N20	0.5mm (.020")
13N21	1.0mm (.040")
13N22	1.6mm (1/16")
13N22M	2.0mm (5/64")
13N23	2.4mm (3/32")

Gas Lens Bodies

B

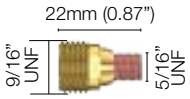

STOCK CODE	ELECTRODE SIZE
45V41	0.5mm (.020")
45V42	1.0mm (.040")
45V43	1.6mm (1/16")
45V43M	2.0mm (5/64")
45V44	2.4mm (3/32")

NEW Wedge Collets

D



STOCK CODE	ELECTRODE SIZE
13N21W	1.0mm (.040")
13N22W	1.6mm (1/16")
13N23W	2.4mm (3/32")



APT+ ADVANCED POWER TECHNOLOGY

PULSE MIG MACHINES

- APT+ M Pulse allows the user to make MIG, electrode (MMA) and TIG welding with a single machine.
- It provides welding without spatter by means of Synergic, Pulse.
- Comes with APT+ M Root, Deep, Cold, Position, Stabi and Pipe programs.
- Equipped with special programs for Steel / CrNi / Aluminum / Copper welding.
- Digital display and easy-to-use front panel, allows the welder to adjust all values from the wire feeder.
- Encoder drivemotor and 4×4 wire feed unit ensure stable arc formation. Especially with aluminum wires.
- APT+M Pulse Inverter Technology, delivers up to 35% energy saving.
- Stable arc characteristic across a wide range of processes.



KEY FEATURES

Every detail of the Pro-Grip Max™ TIG torch has been engineered with the user in mind. We work to ensure that every aspect of the design is simple, comfortable and effective. Completely configurable, lightweight and ergonomic, the Pro-Grip Max™ is leading the way in TIG welding.



TRIGGER SWITCHES

Located in a neutral finger position.

Switches can be changed within 5 seconds with Plug and Play™ Technology.

Switch options to suit every application.

TORCH HEADS

Lightweight and durable, manufactured with high temperature resistant silicone rubber insulation.

Copper components ensure cooler running and maximum current capacity.

FRONT END CONSUMABLES

Extensive range available.

Manufactured to the highest specifications.

HANDLE SYSTEM

Ergonomically superior with integrated dual soft grips to ensure the handle remains in place with minimal grip pressure.

KNUCKLE JOINT

Positioning of the torch is made easier by the combination of knuckle joints and a flexible leather section that covers the first metre of the torch immediately behind the handle.

CABLE SYSTEMS

Overbraid power cables guarantee performance and flexibility.

Shielded switch leads for minimal interference and maximum machine protection.



COMPOSITE TGC TIG CABLE TERMINATIONS AVAILABLE

Moulded housing ensures tidy cables.
Tapered TPE hose supports and cable set strain relief.
Multiple configurations to suit most power sources.

HOW TO CREATE YOUR TORCH



PRO18FX-12S1BW2

1. TORCH HEAD | 2. CABLE LENGTH | 3. SWITCH | 4. CABLE TERMINATION | 5. CABLE PLUG

1. TORCH HEAD

CODE	DESCRIPTION
PRO9	Air Cooled 125A DC
PRO9FXL	Flexible Air Cooled 125A DC
PRO17	Air Cooled 150A DC
PRO17FX	Flexible Air Cooled 150A DC
PRO18	Water Cooled 350A DC
PRO18FX	Flexible Water Cooled 350A DC
PRO18SC	Water Cooled 400A DC
PRO20	Water Cooled 250A DC
PRO20FXL	Flexible Water Cooled 250A DC
PRO20HY	Water Cooled 300A DC
PRO20HYFXL	Flexible Water Cooled 300A DC
PRO26	Air Cooled 200A DC
PRO26FX	Flexible Air Cooled 200A DC
PRO550W	Water Cooled 500A DC
PRO250AC	Flexible Air Cooled 250A DC

2. CABLE LENGTH

CODE	DESCRIPTION
12	12.5ft/4m, Leather Cover, Neoprene Sheath
25	25ft/8m, Leather Cover, Neoprene Sheath

3. SWITCH

CODE	DESCRIPTION
S1	Momentary Switch
S1L	Momentary Switch & Lever
S2	2 Button Momentary
S3	3 Button Momentary
S4	4 Button Rocker Momentary
S4L	4 Button Momentary Rocker Lorch®
1K	1 Button Momentary +1K Potentiometer
2K	1 Button Momentary +5K Potentiometer
3K	1 Button Momentary +10K Potentiometer
4K	1 Button Momentary +25K Potentiometer
1KL	1 Button Latching +1K Potentiometer
2KL	1 Button Latching +5K Potentiometer
3KL	1 Button Latching +10K Potentiometer
4KL	1 Button Latching +25K Potentiometer
N	Blank

4. CABLE TERMINATION

See more information from page 185

5. CABLE PLUG

See more information from page 191

Lorch®, L-TEC®, Harting®, Bundy®, Tuchel®, ESAB®, Murex®, Kemppi®, Miller®, Lincoln Electric®, Thermal Arc®, Messer®, Fronius®, Migatronic®, Jasic®, Eutectic®, GYS®, Newarc®, Inverter Fusion®, RS®, XLR®, JIS-C®, SAF®, Oerlikon®, Stel TIG®, Weipu®, CEA®, Selco®, Rehm®, Trademarks are the property of the respective owners, and their usage is to confirm compatability only. These products are not endorsed by the original manufacturer.

TORCH COMPONENT REFERENCE GUIDE

1. TORCH HEADS

Air Cooled

PRO9	125A DC, 100A AC @ 60% Duty Cycle 0.5mm-2.4mm (.020"-3/32") Electrodes	
OPTIONS	**PRO 9**  **Length:** 53mm	**PRO 9FXL**  **Length:** 91mm
PRO17	150A DC, 115A AC @ 60% Duty Cycle 0.5mm-2.2mm (.020"-1/8") Electrodes	
OPTIONS	**PRO 17**  **Length:** 76mm	**PRO 17FX**  **Length:** 97mm
PRO26	200A DC, 150A AC @ 60% Duty Cycle 0.5mm-4.0mm (.020"-5/32") Electrodes	
OPTIONS	**PRO 26**  **Length:** 71mm	**PRO 26FX**  **Length:** 71mm
PRO250AC	250A DC, 187A AC @ 25% Duty Cycle, 1.2mm-3.2mm (.045"-1/4") Electrodes	
OPTIONS	**PRO 250AC**  **Length:** 00mm	

Water Cooled

PRO20	250A DC, 190A AC @ 100% Duty Cycle 0.5mm-3.2mm (.020"-1/8") Electrodes	
OPTIONS	**PRO 20**  **Length:** 56mm	**PRO 20FXL**  **Length:** 64mm
PRO20HY	300A DC, 230A AC @ 100% Duty Cycle 0.5mm-3.2mm (.020"-1/8") Electrodes	
OPTIONS	**PRO 20HY**  **Length:** 56mm	**PRO 20HYFXL**  **Length:** 64mm
PRO18	350A, DC, 260A AC @ 100% Duty Cycle 0.5mm-4.0mm (.020"-5/32") Electrodes	
OPTIONS	**PRO 18**  **Length:** 64mm	**PRO 18FX**  **Length:** 64mm
PRO18SC	400A, DC, 300A AC @ 100% Duty Cycle 0.5mm-4.8mm (.020"-3/16") Electrodes	
OPTIONS	**PRO 18SC**  **Length:** 71mm	
PRO 550W	550A DC, 410A AC @ 100% Duty Cycle, 1.2mm-6.4mm (.045"-1/4") Electrodes	
OPTIONS	**PRO 20**  **Length:** 00mm	

2. CABLE LENGTH

CODE	DESCRIPTION
12	4m (12.5ft) Cable c/w Leather Cover, Neoprene Sheath
25	8m (25ft) Cable c/w Leather Cover, Neoprene Sheath

3. SWITCHES

	CODE	STOCK CODE	DESCRIPTION
	**S1**	PRO1MS	Momentary Switch
	**S1L**	PRO1LS	Momentary Switch & Lever
	**S2**	PRO2MS	2 Button Momentary
	**S3**	PRO3MS	3 Button Momentary
	**S4**	PRO4MS	4 Button Rocker Momentary
	S4L	PRO4LMS	4 Button Rocker Momentary Lorch®

	CODE	STOCK CODE	DESCRIPTION
	**1K**	PRO1MS-1	1 Button Momentary +1K Potentiometer
	2K	PRO1MS-5	1 Button Momentary +5K Potentiometer
	3K	PRO1MS-10	1 Button Momentary +10K Potentiometer
	4K	PRO1MS-25	1 Button Momentary +25K Potentiometer
	**1KL**	PRO1MS-1L	1 Button Latching +1K Potentiometer
	2KL	PRO1MS-5L	1 Button Latching +5K Potentiometer
	3KL	PRO1MS-10L	1 Button Latching +10K Potentiometer
	4KL	PRO1MS-25L	1 Button Latching +25K Potentiometer
	**N**	PROBK	Blank

4. CABLE TERMINATIONS AIR COOLED

CODE	DESCRIPTION		TGC CODE	DESCRIPTION	
BG	Single 3/8" BSP Connection		**TGC-BG**	Single 3/8" BSP Connection	
			TGC-EG	Central Connector	
			TGC-WG	Connector	
			TGC-LG	Euro Connection No Gas Pin	
BD	35-50 Twist Lock on Power 3/8" BSP on Gas		**TGC-BD**	35-50 Twist Lock on Power 3/8" BSP on Gas	
BDS	Small Twist Lock on Power 3/8" BSP on Gas		**TGC-BDS**	Small Twist Lock on Power 3/8" BSP on Gas	
BDM10	Large Twist Lock on Power M10 on Gas		**TGC-BDM10**	Large Twist Lock on Power M10 on Gas	
BDM12	Large Twist Lock on Power M12 on Gas		**TGC-BDM12**	Large Twist Lock on Power M12 on Gas	

4. CABLE TERMINATIONS

AIR COOLED CONTINUED

CODE	DESCRIPTION	
MG	50mm Twist Lock + bladed QF	
LNG	Large Twist Lock Connections + Small QF	
LNGS	Small Twist Lock Connections + Small QF	
EMG	Large Twist Lock Connections 1/4" BSP	
E2G	Small Twist Lock Connections 1/4" BSP	
KG	Connection 1/4" BSP	
TG	Twist Lock through Gas Connector 35-50mm	

TGC CODE	DESCRIPTION	
TGC-MG	50mm Twist Lock Gas + bladed QF	
TGC-LNG	Large Twist Lock Connections + Small QF	
TGC-LNGS	Small Twist Lock Connections + Small QF	
TGC-EMG	Large Twist Lock Connections 1/4" BSP	
TGC-E2G	Small Twist Lock Connections 1/4" BSP	
TGC-KG	Connection 1/4" BSP	
TGC-TG	Twist Lock through Gas Connector 35-50mm	
TGC-SG	SAF® through Gas Connector 35-50mm	

SAF® trademark is the property of the respective owner, and usage is to confirm compatability only.
These products are not endorsed by the original manufacturer.

4. CABLE TERMINATIONS AIR COOLED CONTINUED

CODE	DESCRIPTION		TGC CODE	DESCRIPTION	
FRG	Connections 3/8" BSP		**TGC-FRG**	Connections 3/8" BSP	
ESG	Large Twist Lock 1/8" BSP		**TGC-ESG**	Large Twist Lock 1/8" BSP	
EXG	Small Twist Lock 1/8" BSP		**TGC-EXG**	Small Twist Lock 1/8" BSP	
			TGC-MPG	Multiprocess Euro Connector	
LRG	Large Twist Lock Connections + Small QF		**TGC-LRG**	Large Twist Lock Connections + Small QF	
DQF	Large Twist Lock 9mm QF on Gas		**TGC-DQF**	Large Twist Lock on Power 9mm QF on Gas	
UN	5/8" UNF RH Gas/Power		**TGC-UN**	5/8" UNF RH Gas/Power	
UD	Large Twist Lock on Power, 5/8" UNF RH Male on Gas		**TGC-UD**	Large Twist Lock on Power, 5/8" UNF RH Male on Gas	

4. CABLE TERMINATIONS WATER COOLED

CODE	DESCRIPTION		TGC CODE	DESCRIPTION	
BW	3/8" BSP On Water, Gas, Power		**TGC-BW**	3/8" BSP On Water, Gas, Power	
			TGC-EW	Central Connector	
DQ	Large Twist Lock on Power QF on Water In/Out, 3/8" BSP on Gas		**TGC-DQ**	Large Twist Lock on Power QF on Water In/Out, 3/8" BSP on Gas	
DQM12	Large Twist Lock on Power QF on Water In/Out, M12 on Gas		**TGC-DQM12**	Large Twist Lock on Power QF on Water In/Out, M12 on Gas	
			TGC-WW	WTW Connector	
			TGC-LW	Euro Connector no Gas Pin	
MW	Large Twist Lock Small QF Connections 9mm QF on water		**TGC-MW**	Large Twist Lock Small QF Connections 9mm QF on water	
LNW	Large Twist Lock Small QF on Gas 9mm QF on Water		**TGC-LNW**	Large Twist Lock Small QF on Gas 9mm QF on Water	

4. CABLE TERMINATIONS WATER COOLED CONTINUED

CODE	DESCRIPTION		TGC CODE	DESCRIPTION	
EMW	Large Twist Lock Connections 9mm QF Water In/Out 1/4" BSP Gas		**TGC-EMW**	Large Twist Lock Connections 9mm QF Water In/Out 1/4" BSP Gas	
EBW	Large Twist Lock 1/4" Gas, 3/8" on Water In/Out		**TGC-EBW**	Large Twist Lock 1/4" Gas, 3/8" on Water In/Out	
			TGC-TW	Twist Lock through Gas Connector, QF on Water In/Out	
ESW	Large Twist Lock Connections 9mm QF 1/8" BSP		**TGC-ESW**	Large Twist Lock Connections 9mm QF 1/8" BSP	
LRW	Large Twist Lock Connections 9mm QF Water In/Out Small QF Gas		**TGC-LRW**	Large Twist Lock Connections 9mm QF Water In/Out Small QF Gas	
			TGC-KW	1/4" BSP Power/Gas Connection 9mm QF Water In/Out	
DQQ	Large Twist Lock on Power 9mm QF on Water In/Out QF on Gas		**TGC-DQQ**	Large Twist Lock on Power 9mm QF on Water In/Out QF on Gas	
UE	Large Twist Lock on Power, 5/8" UNF LH on Water In/Out, 5/8" UNF RH Male on Gas		**TGC-UE**	Large Twist Lock on Power, 5/8" UNF LH on Water In/Out, 5/8" UNF RH Male on Gas	

4. CABLE TERMINATIONS WATER COOLED CONTINUED

CODE	DESCRIPTION		TGC CODE	DESCRIPTION	
UW	7/8" UNF LH Male on Power, 5/8" UNF RH Male on Gas, 5/8" UNF LH Male on Water		**TGC-UW**	7/8" UNF LH Male on Power, 5/8" UNF RH Male on Gas, 5/8" UNF LH Male on Water	
			TGC-UNW	5/8" UNF RH Gas/power, QF Water In/Out	
UDW	Large Twist Lock on power, 5/8" UNF RH Gas, QF Water In/Out		**TGC-UDW**	Large Twist Lock on power, 5/8" UNF RH Gas, QF Water In/Out	
KOW	3/8" Power and Water, 1/4" BSP on Gas		**TGC-KOW**	3/8" Power and Water, 1/4" BSP on Gas	

WHY CHOOSE TGC?

Enables all cables to be integrated into one housing ensuring a compact and tidy connection to the machine. Each cable and hose has been designed to protect against kinking through the use of a tapered TPE support.



Provides strain relief for all hose and cable connections.

Cable ends can be changed to match virtually any machine.

Modular construction makes stock dynamic.





WANT TO CHANGE THE TERMINATION ON YOUR EXISTING TORCH?

CONTACT SALES FOR MORE INFORMATION

5. CABLE PLUGS

	CODE	STOCK CODE	TGC STOCK CODE	PLUG DESCRIPTION
	0	ERCP0	TSW-0	2 Pin Amphenol
	1	ERCP1	TSW-1	4 Pin Amphenol
	2	ERCP2	TSW-2	5 Pin Amphenol
	3	ERCP3	TSW-3	6 Pin Amphenol
	4	ERCP4	TSW-4	14 Pin Amphenol
	5	ERCP5	TSW-5	6 Pin Harting®
	6	ERCP6	TSW-6	8 Pin
	7	ERCP7	TSW-7	3 Pin Tuchel
	8	ERCP8	TSW-8	9 Pin Tuchel
	9	ERCP9	TSW-9	5 Pin Tuchel
	10	ERCP10	TSW-10	12 Pin
	11	ERCP11	TSW-11	7 Pin
	12	ERCP12	TSW-12	2 Pin
	13	ERCP13	TSW-13	2 Pin
	14	ERCP14	TSW-14	5 Pin
	15	ERCP15	TSW-15	5 Pin – ELEK

	CODE	STOCK CODE	TGC STOCK CODE	PLUG DESCRIPTION
	16	ERCP16	TSW-16	5 Pin Amphenol
	17	ERCP17	TSW-17	7 Pin Tuchel
	18	ERCP18	TSW-18	14 Pin
	19	ERCP19	TSW-19	5 Pin
	20	ERCP20	TSW-20	3 Pin
	21	ERCP21	TSW-21	2 Pin Push In
	22	ERCP22	TSW-22	5 Pin
	23	ERCP23	TSW-23	3 Pin
	24	ERCP24	TSW-24	5 Pin Remote Control
	25	ERCP25	TSW-25	7 Pin
	26	ERCP26	TSW-26	14 Pin
	27	ERCP27	TSW-27	6 Pin
	28	ERCP28	TSW-28	7 Pin
	29 30	ERCP29 ERCP30	TSW-29 TSW-30	7 Pin 10 Pin
	31	ERCP31	TSW-31	3 Pin
	32	ERCP32	TSW-32	7 Pin

5. CABLE PLUGS

	CODE	STOCK CODE	TGC STOCK CODE	PLUG DESCRIPTION
	33	ERCP33	TSW-33	4mm Pin
	34	ERCP34	TSW-34	7 Pin
	35	ERCP35	TSW-35	2 Pin Cable Mounted Socket
	36	ERCP36	TSW-36	3 Pin
	37	ERCP37	TSW-37	12 Pin
	38	ERCP38	TSW-38	9 Pin
	39	ERCP39	TSW-39	9 Pin
	40	ERCP40	TSW-40	6 Pin Amphenol
	41	ERCP41	TSW-41	7 Pin Amphenol
	42	ERCP42	TSW-42	Phone Audio Jack 3.5mm 3 Contact
	43	ERCP43	TSW-43	4 Pin C16
	47	ERCP47	TSW-47	7 Pin Remote
	48	ERCP48	TSW-48	5 Pin
	49	ERCP49	TSW-49	14 Pin
	50	ERCP50	TSW-50	8 Pin Cable RJ45
	51	ERCP51	TSW-51	12 Pin
	52	ERCP52	TSW-52	4 Pin Plug

	CODE	STOCK CODE	TGC STOCK CODE	PLUG DESCRIPTION
	55	ERCP55	TSW-55	12 Pin Plug
	56	ERCP56	TSW-56	7 Pin Plug
NOT ILLUSTRATED	57	ERCP57	TSW-57	10 Pin Plug
	58	ERCP58	TSW-58	8 Pin Plug
	59	ERCP59	TSW-59	5 Pin Plug
	60	ERCP60	TSW-60	5 Pin Plug
	61	ERCP61	TSW-61	5 Pin Plug
	62	ERCP62	TSW-62	5 Pin Plug
	63	ERCP63	TSW-63	7 Pin Plug
	65	ERCP65	TSW-65	2 Pin Socket 15.5mm
	66	ERCP66	TSW-66	5 Pin Plug
	68	ERCP68	TSW-68	3 Pin Plug
NOT ILLUSTRATED	69	ERCP69	TSW-69	9 Pin Plug
NOT ILLUSTRATED	72	ERCP72	TSW-72	10 Pin Plug
	73	ERCP73	TSW-73	8 Pin
	75	ERCP75	TSW-75	12 Pin
	76	ERCP76	TSW-76	7 Pin
	78	ERCP78	TSW-78	2 Pin
	79	ERCP79	TSW-79	2 Pin

*NI-NOT ILLUSTRATED

INTEGRATED POWER ADAPTOR

Our integrated power adaptors offer an innovative design to terminate the torch. The compact size ensures it can be inserted and rotated easily on the smallest of machines.

Integrated strain relief prevents kinking of the power cable reducing the risk of torch or weld failure due to gas or water starvation.







APPLICATION

Suitable for any air or water cooled torches with Twist Lock type connection.

Sizing 10-25 or 35-95 stud size.

Note this connection system is built onto the torch and cannot be added to a standard ⅜" BSP torch.

A BETTER WAY TO CONNECT

PRO-GRIP MAX™ TIG RANGE



	PRO9/9FXL	PRO17/17FX	PRO26/26FX	PRO250AC
COOLING	Air	Air	Air	Air
RATING	125A DC, 100A AC @ 60%	150A DC, 115A AC @ 60%	200A DC, 150A AC @ 60%	250A DC, 187A AC @ 25%
ELECTRODE SIZE	0.5mm-2.4mm (.020”-3/32”)	0.5mm-3.2mm (.020”-1/8”)	0.5mm-4.0mm (.020”-5/32”)	1.2mm-3.2mm (.045”-1/8”)

PRO-GRIP MAX™ TIG RANGE



	PRO20/20FXL	PRO20 HYBRID	PRO18/18FX	PRO18SC	PRO550W
COOLING	Water	Water	Water	Water	Water
RATING	250A DC, 190A AC @ 100%	300A DC, 230A AC @ 100%	350A DC, 260A AC @ 100%	400A DC, 300A AC @ 100%	550A DC, 410A AC @ 100%
ELECTRODE SIZE	0.5mm-3.2mm (.020”- 1/8”)	0.5mm-3.2mm (.020”- 1/8”)	0.5mm-4.0mm (.020”-5/32”)	0.5mm-4.8mm (.020”-3/16”)	1.2mm-6.4mm (.045”- 1/4”)

PRO9

AIR COOLED PRO-GRIP™ MAX TIG TORCH
125A DC, 100A AC @ 60% Duty Cycle,
EN60974-7, 0.5mm-2.4mm
(.020"-3/32") Electrodes



STOCK CODE	DESCRIPTION
1 PRO9FXL	Torch Body Flexible
2 PRO9	Torch Body
3 98W77	Back Cap 'O' Ring
4 PRO41V24	Pro-Grip™ Back Cap Long 145mm (5.71")
5 PRO41V35	Pro-Grip™ Back Cap Medium 48mm (1.9")
6 PRO41V33	Pro-Grip™ Back Cap Short 19mm (.75")
7 TRIGGER KITS AVAILABLE SEE PAGE 184	

COMPLETE PACKAGE
PR09(FX)-12S1BG OR PR09(FX)-25S1BG

Full Parts Breakdown Available
Visit www.parweld.com for more information.

TORCH CONFIGURATIONS
See pages 182 -192 for how to create your Pro-Grip Max™ TIG Torch Package.

Stubby Ceramic Cups

A



STOCK CODE	SIZE	BORE
13N08	4	6mm (1/4")
13N09	5	8mm (5/16")
13N10	6	10mm (3/8")
13N11	7	11mm (7/16")
13N12	8	13mm (1/2")
13N13	10	16mm (5/8")

Long Ceramic Cups

B



796F70	3L	5mm (3/16")
796F71	4L	6mm (1/4")
796F72	5L	8mm (5/16")
796F73	6L	10mm (3/8")

Extra Long Ceramic Cups

C



796F74	3XL	5mm (3/16")



796F75	4XL	6mm (1/4")
796F76	5XL	8mm (5/16")
796F77	6XL	10mm (3/8")

Collet Bodies

D



STOCK CODE	ELECTRODE SIZE
13N25	0.5mm (.020")
13N26	1.0mm (.040")
13N27	1.6mm (1/16")
13N27M	2.0mm (5/64")
13N28	2.4mm (3/32")

Gas Lens Cups

G



STOCK CODE	SIZE	BORE
53N58	4	6mm (1/4")
53N59	5	8mm (5/16")
53N60	6	10mm (3/8")
53N61	7	11mm (7/16")
53N61-S	8	13mm (1/2")

Large Diameter Gas Lens Cups

I



57N75	6	10mm (3/8")
57N74	8	13mm (1/2")
53N88	10	16mm (5/8")
53N87	12	19mm (3/4")

Gas Lens Bodies

H

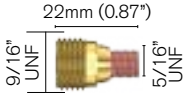

STOCK CODE	ELECTRODE SIZE
45V41	0.5mm (.020")
45V42	1.0mm (.040")
45V43	1.6mm (1/16")
45V43M	2.0mm (5/64")
45V44	2.4mm (3/32")

Large Diameter Gas Lens Bodies

J

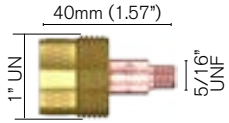

45V116S	1.6mm (1/16")
45V64S	2.4mm (3/32")

Collets

E

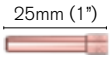

STOCK CODE	ELECTRODE SIZE
13N20	0.5mm (.020")
13N21	1.0mm (.040")
13N22	1.6mm (1/16")
13N22M	2.0mm (5/64")
13N23	2.4mm (3/32")

Large Diameter Collets

K



13N22L	1.6mm (1/16")
13N23L	2.4mm (3/32")

Wedge Collets

M



13N21W	1.0mm (.040")
13N22W	1.6mm (1/16")
13N23W	2.4mm (3/32")

Cup Gasket

F

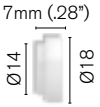

STOCK CODE
598882

Large Diameter Gas Lens Insulator

L

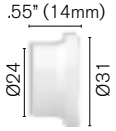

54N63-20

NEW GAS SAVER RANGE
See pages 160 for more information.

PRO17

AIR COOLED PRO-GRIP MAX™ TIG TORCH
150A DC, 115A AC @ 60% Duty Cycle, EN60974-7,
0.5mm-3.2mm (.040”-1/8”) Electrodes



STOCK CODE	DESCRIPTION
1 PRO17FX	Torch Head Flexible
2 PRO17	Torch Body Angled With Gasket
3 98W18	Back Cap ‘O’ Ring
4 PRO57Y02	Pro-Grip™ Back Cap Long 112mm (4.41”)
5 PRO57Y04	Pro-Grip™ Back Cap Short 24mm (.04”)
6 TRIGGER KITS AVAILABLE SEE PAGE 184	

COMPLETE PACKAGE
PR017(FX)-12S1BG OR PR017(FX)-25S1BG

Full Parts Breakdown Available
Visit www.parweld.com for more information.

TORCH CONFIGURATIONS
See pages 182 -192 for how to create your Pro-Grip Max™ TIG Torch Package.

Ceramic Cups

A



STOCK CODE	SIZE	BORE
10N50	4	6mm (1/4")
10N49	5	8mm (5/16")
10N48	6	10mm (3/8")
10N47	7	11mm (7/16")
10N46	8	13mm (1/2")
10N45	10	16mm (5/8")
10N44	12	19mm (3/4")

Long Ceramic Cups

B



10N49L	5L	8mm (5/16")
10N48L	6L	10mm (3/8")
10N47L	7L	11mm (7/16")

Stubby Ceramic Cups

F



13N08	4	6mm (1/4")
13N09	5	8mm (5/16")
13N10	6	10mm (3/8")
13N11	7	11mm (7/16")
13N12	8	13mm (1/2")
13N13	10	16mm (5/8")

Collet Bodies

C



STOCK CODE	ELECTRODE SIZE
10N29	0.5mm (.020")
10N30	1.0mm (.040")
10N31	1.6mm (1/16")
10N31M	2.0mm (5/64")
10N32	2.4mm (3/32")
10N28	3.2mm (1/8")

Stubby Collet Body

G



17CB20	0.5-3.2mm (.020-1/8")

Gas Lens Cups

J

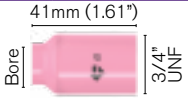

STOCK CODE	SIZE	BORE
54N18	4	6mm (1/4")
54N17	5	8mm (5/16")
54N16	6	10mm (3/8")
54N15	7	11mm (7/16")
54N14	8	13mm (1/2")
54N19	11	18mm (11/16")

Long Gas Lens Cups

K



54N17L	5L	8mm (5/16")
54N16L	6L	10mm (3/8")
54N15L	7L	11mm (7/16")

Large Diameter Gas Lens Cups

N



57N75	6	10mm (3/8")
57N74	8	13mm (1/2")
53N88	10	16mm (5/8")
53N87	12	19mm (3/4")

Gas Lens Bodies

L

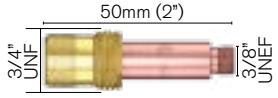

STOCK CODE	ELECTRODE SIZE
45V29	0.5mm (.020")
45V24	1.0mm (.040")
45V25	1.6mm (1/16")
45V25M	2.0mm (5/64")
45V26	2.4mm (3/32")
45V27	3.2mm (1/8")

Large Diameter Gas Lens Bodies

O

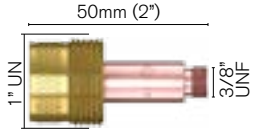

45V116	1.6mm (1/16")
45V64	2.4mm (3/32")
995795	3.2mm (1/8")

Collets

D

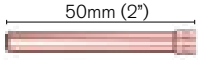

STOCK CODE	ELECTRODE SIZE
10N21	0.5mm (.020")
10N22	1.0mm (.040")
10N23	1.6mm (1/16")
10N23M	2.0mm (5/64")
10N24	2.4mm (3/32")
10N25	3.2mm (1/8")

Stubby Collets

H



10N21S	0.5mm (.020")
10N22S	1.0mm (.040")
10N23S	1.6mm (1/16")
10N24S	2.4mm (3/32")
10N25S	3.2mm (1/8")

Wedge Collets

Q



10N22W	1.0mm (.040")
10N23W	1.6mm (1/16")
10N24W	2.4mm (3/32")
10N25W	3.2mm (1/8")

Stubby Wedge Collets

R



10N22SW	1.0mm (.040")
10N23SW	1.6mm (1/16")
10N24SW	2.4mm (3/32")
10N25SW	3.2mm (1/8")

Cup Gasket

E

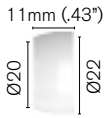

STOCK CODE
18CG

Stubby Cup Gasket

I



18CG20

Gas Lens Insulator

M

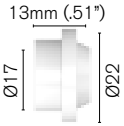

54N01	Use with 18CG

Large Gas Lens Insulator

P

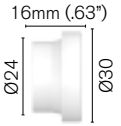

54N63	Use with 18CG

NEW GAS SAVER RANGE
See pages 160 for more information.

PRO26

AIR COOLED PRO-GRIP MAX™ TIG TORCH
200A DC, 150A AC @ 60% Duty Cycle,
EN60974-7, 0.5mm-4.0mm
(.020"-5/32") Electrodes



STOCK CODE	DESCRIPTION
1 PRO26FX	Torch Body Flexible
2 PRO26	Torch Body
3 98W18	Back Cap 'O' Ring
4 PRO57Y02	Pro-Grip™ Back Cap Long 112mm (4.41")
5 PRO41V35	Pro-Grip™ Back Cap Medium 48mm (1.9")
6 PRO57Y04	Pro-Grip™ Back Cap Short 24mm (.04")
7 TRIGGER KITS AVAILABLE SEE PAGE 184	
PIPE WALKER CERAMICS SEE PAGE 176	

COMPLETE PACKAGE
PRO26(FX)-12S1BG OR PRO26(FX)-25S1BG

Full Parts Breakdown Available
Visit www.parweld.com for more information.

TORCH CONFIGURATIONS
See pages 182 -192 for how to create your Pro-Grip Max™ TIG Torch Package.

Ceramic Cups

A



STOCK CODE	SIZE	BORE
10N50	4	6mm (1/4")
10N49	5	8mm (5/16")
10N48	6	10mm (3/8")
10N47	7	11mm (7/16")
10N46	8	13mm (1/2")
10N45	10	16mm (5/8")
10N44	12	19mm (3/4")

Long Ceramic Cups

B



10N49L	5L	8mm (5/16")
10N48L	6L	10mm (3/8")
10N47L	7L	11mm (7/16")

Stubby Ceramic Cups

F



13N08	4	6mm (1/4")
13N09	5	8mm (5/16")
13N10	6	10mm (3/8")
13N11	7	11mm (7/16")
13N12	8	13mm (1/2")
13N13	10	16mm (5/8")

Collet Bodies

C



STOCK CODE	ELECTRODE SIZE
10N29	0.5mm (.020")
10N30	1.0mm (.040")
10N31	1.6mm (1/16")
10N31M	2.0mm (5/64")
10N32	2.4mm (3/32")
10N28	3.2mm (1/8")
406488	4.0mm (5/32")

Stubby Collet Body

G

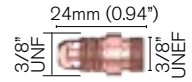

17CB20	0.5-3.2mm (.020-1/8")

Gas Lens Cups

J

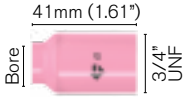

STOCK CODE	SIZE	BORE
54N18	4	6mm (1/4")
54N17	5	8mm (5/16")
54N16	6	10mm (3/8")
54N15	7	11mm (7/16")
54N14	8	13mm (1/2")
54N19	11	18mm (11/16")

Long Gas Lens Cups

K



54N17L	5L	8mm (5/16")
54N16L	6L	10mm (3/8")
54N15L	7L	11mm (7/16")

Large Diameter Gas Lens Cups

N



57N75	6	10mm (3/8")
57N74	8	13mm (1/2")
53N88	10	16mm (5/8")
53N87	12	19mm (3/4")

Gas Lens Bodies

L

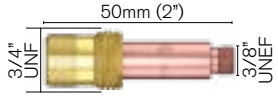

STOCK CODE	ELECTRODE SIZE
45V29	0.5mm (.020")
45V24	1.0mm (.040")
45V25	1.6mm (1/16")
45V25M	2.0mm (5/64")
45V26	2.4mm (3/32")
45V27	3.2mm (1/8")
45V28	4.0mm (5/32")

Large Diameter Gas Lens Bodies

O

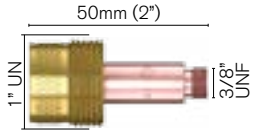

45V116	1.6mm (1/16")
45V64	2.4mm (3/32")
995795	3.2mm (1/8")

Collets

D

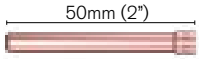

STOCK CODE	ELECTRODE SIZE
10N21	0.5mm (.020")
10N22	1.0mm (.040")
10N23	1.6mm (1/16")
10N23M	2.0mm (5/64")
10N24	2.4mm (3/32")
10N25	3.2mm (1/8")
54N20	4.0mm (5/32")

Stubby Collets

H



10N21S	0.5mm (.020")
10N22S	1.0mm (.040")
10N23S	1.6mm (1/16")
10N24S	2.4mm (3/32")
10N25S	3.2mm (1/8")

Wedge Collets

Q

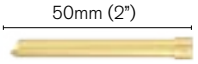

10N22W	1.0mm (.040")
10N23W	1.6mm (1/16")
10N24W	2.4mm (3/32")
10N25W	3.2mm (1/8")

Stubby Wedge Collets

R



10N22SW	1.0mm (.040")
10N23SW	1.6mm (1/16")
10N24SW	2.4mm (3/32")
10N25SW	3.2mm (1/8")

Cup Gasket

E

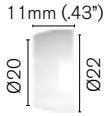

STOCK CODE
18CG

Stubby Cup Gasket

I



18CG20

Gas Lens Insulator

M

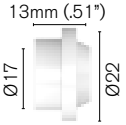

54N01	Use with 18CG

Large Gas Lens Insulator

P

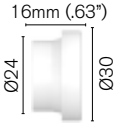

54N63	Use with 18CG

NEW GAS SAVER RANGE
See pages 160 for more information.

PRO250AC

AIR COOLED PRO-GRIP MAX™ TIG TORCH
250A DC, 187A AC @ 25% Duty Cycle,
EN60974-7, 1.2mm-3.2mm
(.045"-1/4") Electrodes



STOCK CODE	DESCRIPTION
1 889692	'O' Ring Pack
2 629041	Torch Body
3 607756	Long Back Cap
4 607758	Short Back Cap
5 TRIGGER KITS AVAILABLE SEE PAGE 184	

COMPLETE PACKAGE
PR025(FX)-12S1BG OR PR025(FX)-25S1BG

Full Parts Breakdown Available
Visit www.parweld.com for more information.

TORCH CONFIGURATIONS
See pages 182 -192 for how to create your Pro-Grip Max™ TIG Torch Package.

Alumina Ceramic Cups

A



STOCK CODE	DIAMETER	BORE
889688	14mm (9/16")	10mm (3/8")
889689*	17mm (11/16")	13mm (1/2")
889690	22mm (7/8")	15mm (5/8")

Gas Lens Cups

B



STOCK CODE	DIAMETER	BORE
889699	14mm (9/16")	10mm (3/8")
889700	17mm (11/16")	13mm (1/2")
889701	22mm (7/8")	15mm (5/8")

Collets

C

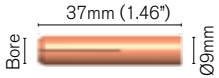

STOCK CODE	ELECTRODE SIZE
889796	1.2mm (3/64")
889797	1.6mm (1/16")
889683	2.4mm (3/32")
889584*	3.2mm (1/8")
889685*	4.0mm (5/32")
889686*	4.7mm (3/16")
889687*	6.4mm (1/4")

Collet Body

D



STOCK CODE	BORE
606090	1.2mm-6.4mm (3/64"-1/4")

Gas Lens Body

E



STOCK CODE	BORE
606194	6.5mm (1/4")

NEW GAS SAVER RANGE
See pages 160 for more information.

TIG WELDING GLOVES

Our range of TIG Welding Gloves have been designed to provide effective resistance from welding sparks and grinding splashes caused by welding. With a wide range of designs and options to choose, there's a glove for everyones needs.



PRO20

WATER COOLED PRO-GRIP MAX™ TIG TORCH
250A DC, 190A AC @ 100% Duty Cycle,
EN60974-7, 0.5mm-3.2mm
(.020"-1/8") Electrodes



STOCK CODE	DESCRIPTION
1 PRO20	Torch Body
2 PRO20FXL	Torch Body Flexible
3 98W77	Back Cap 'O' Ring
4 PRO41V24	Pro-Grip™ Back Cap Long 145mm (5.71")
5 PRO41V35	Pro-Grip™ Back Cap Medium 48mm (1.9")
6 PRO41V33	Pro-Grip™ Back Cap Short 19mm (.75")
7 TRIGGER KITS AVAILABLE SEE PAGE 184	

COMPLETE PACKAGE
PRO20(FX)-12S1BW OR PRO20(FX)-25S1BW

Full Parts Breakdown Available
Visit www.parweld.com for more information.

TORCH CONFIGURATIONS
See pages 182 -192 for how to create your Pro-Grip Max™ TIG Torch Package.

Stubby Ceramic Cups

A



STOCK CODE	SIZE	BORE
13N08	4	6mm (1/4")
13N09	5	8mm (5/16")
13N10	6	10mm (3/8")
13N11	7	11mm (7/16")
13N12	8	13mm (1/2")
13N13	10	16mm (5/8")

Long Ceramic Cups

B



796F70	3L	5mm (3/16")
796F71	4L	6mm (1/4")
796F72	5L	8mm (5/16")
796F73	6L	10mm (3/8")

Extra Long Ceramic Cups

C



796F74	3XL	5mm (3/16")



796F75	4XL	6mm (1/4")
796F76	5XL	8mm (5/16")
796F77	6XL	10mm (3/8")

Collet Bodies

D



STOCK CODE	ELECTRODE SIZE
13N25	0.5mm (.020")
13N26	1.0mm (.040")
13N27	1.6mm (1/16")
13N27M	2.0mm (5/64")
13N28	2.4mm (3/32")
13N29	3.2mm (1/8")

Gas Lens Cups

G

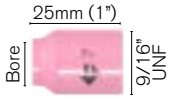

STOCK CODE	SIZE	BORE
53N58	4	6mm (1/4")
53N59	5	8mm (5/16")
53N60	6	10mm (3/8")
53N61	7	11mm (7/16")
53N61-S	8	13mm (1/2")

Large Diameter Gas Lens Cups

I



57N75	6	10mm (3/8")
57N74	8	13mm (1/2")
53N88	10	16mm (5/8")
53N87	12	19mm (3/4")

Gas Lens Bodies

H

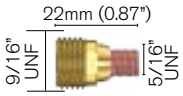

STOCK CODE	ELECTRODE SIZE
45V41	0.5mm (.020")
45V42	1.0mm (.040")
45V43	1.6mm (1/16")
45V43M	2.0mm (5/64")
45V44	2.4mm (3/32")
45V45	3.2mm (1/18")

Large Diameter Gas Lens Bodies

J

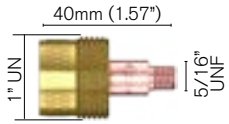

45V116S	1.6mm (1/16")
45V64S	2.4mm (3/32")

Collets

E

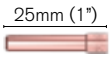

STOCK CODE	ELECTRODE SIZE
13N20	0.5mm (.020")
13N21	1.0mm (.040")
13N22	1.6mm (1/16")
13N22M	2.0mm (5/64")
13N23	2.4mm (3/32")
13N24	3.2mm (1/8")

Large Diameter Collets

K



13N22L	1.6mm (1/16")
13N23L	2.4mm (3/32")
13N24L	3.2mm (1/8")

NEW Wedge Collets

M



13N21W	1.0mm (.040")
13N22W	1.6mm (1/16")
13N23W	2.4mm (3/32")
13N24W	3.2mm (1/8")

Cup Gasket

F



STOCK CODE
598882

Large Diameter Gas Lens Insulator

L

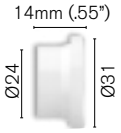

54N63-20

NEW GAS SAVER RANGE
See pages 160 for more information.

PRO20 HYBRID

WATER COOLED PRO-GRIP MAX™ TIG TORCH
300A DC, 230A AC @ 100% Duty Cycle, EN60974-7,
0.5mm-3.2mm (.020”-1/8”)
Electrodes

PRO 20 HYBRID - PRO20HY
Compact, lightweight torch with hybrid power cable for high power operation.



STOCK CODE	DESCRIPTION
1 PRO20FXL	Torch Body Flexible
2 PRO20	Torch Body
3 98W77	Back Cap ‘O’ Ring
4 PRO41V24	Pro-Grip™ Back Cap Long 145mm (5.71”)
5 PRO41V35	Pro-Grip™ Back Cap Medium 48mm (1.9”)
6 PRO41V33	Pro-Grip™ Back Cap Short 19mm (.75”)
7 TRIGGER KITS AVAILABLE SEE PAGE 184	

COMPLETE PACKAGE
PRO20HY(FX)-12S1BW OR PRO20HY(FX)-25S1BW

Full Parts Breakdown Available
Visit www.parweld.com for more information.

TORCH CONFIGURATIONS
See pages 182 -192 for how to create your Pro-Grip Max™ TIG Torch Package.

Stubby Ceramic Cups

A



STOCK CODE	SIZE	BORE
13N08	4	6mm (1/4")
13N09	5	8mm (5/16")
13N10	6	10mm (3/8")
13N11	7	11mm (7/16")
13N12	8	13mm (1/2")
13N13	10	16mm (5/8")

Long Ceramic Cups

B



796F70	3L	5mm (3/16")
796F71	4L	6mm (1/4")
796F72	5L	8mm (5/16")
796F73	6L	10mm (3/8")

Extra Long Ceramic Cups

C



796F74	3XL	5mm (3/16")



796F75	4XL	6mm (1/4")
796F76	5XL	8mm (5/16")
796F77	6XL	10mm (3/8")

Collet Bodies

D



STOCK CODE	ELECTRODE SIZE
13N25	0.5mm (.020")
13N26	1.0mm (.040")
13N27	1.6mm (1/16")
13N27M	2.0mm (5/64")
13N28	2.4mm (3/32")
13N29	3.2mm (1/8")

Gas Lens Cups

G

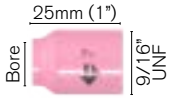

STOCK CODE	SIZE	BORE
53N58	4	6mm (1/4")
53N59	5	8mm (5/16")
53N60	6	10mm (3/8")
53N61	7	11mm (7/16")
53N61-S	8	13mm (1/2")

Large Diameter Gas Lens Cups

I



57N75	6	10mm (3/8")
57N74	8	13mm (1/2")
53N88	10	16mm (5/8")
53N87	12	19mm (3/4")

Gas Lens Bodies

H

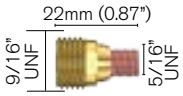

STOCK CODE	ELECTRODE SIZE
45V41	0.5mm (.020")
45V42	1.0mm (.040")
45V43	1.6mm (1/16")
45V43M	2.0mm (5/64")
45V44	2.4mm (3/32")
45V45	3.2mm (1/18")

Large Diameter Gas Lens Bodies

J

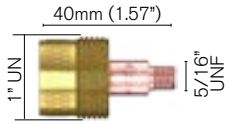

45V116S	1.6mm (1/16")
45V64S	2.4mm (3/32")

Collets

E

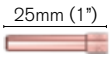

STOCK CODE	ELECTRODE SIZE
13N20	0.5mm (.020")
13N21	1.0mm (.040")
13N22	1.6mm (1/16")
13N22M	2.0mm (5/64")
13N23	2.4mm (3/32")
13N24	3.2mm (1/8")

Large Diameter Collets

K



13N22L	1.6mm (1/16")
13N23L	2.4mm (3/32")
13N24L	3.2mm (1/8")

NEW Wedge Collets

M



13N21W	1.0mm (.040")
13N22W	1.6mm (1/16")
13N23W	2.4mm (3/32")
13N24W	3.2mm (1/8")

Cup Gasket

F

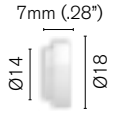

STOCK CODE
598882

Large Diameter Gas Lens Insulator

L

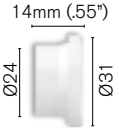

54N63-20

NEW GAS SAVER RANGE
See pages 160 for more information.

PRO18

WATER COOLED PRO-GRIP MAX™ TIG TORCH
350A DC, 260A AC @ 100% Duty Cycle, EN60974-7,
0.5mm-4.0mm (.020”-5/32”) Electrodes



COMPLETE PACKAGE
PR018(FX)-12S1BW PR018(FX)-25S1BW

STOCK CODE		DESCRIPTION
1	PRO18FX	Torch Head Flexible
2	PRO18	Torch Head including Cup Gasket
3	98W18	Back Cap ‘O’ Ring
4	PRO57Y02	Pro-Grip™ Back Cap Long 112mm (4.41”)
5	PRO57Y04	Pro-Grip™ Back Cap Short 24mm (.04”)

6 TRIGGER KITS AVAILABLE SEE PAGE 184
PIPE WALKER CERAMICS SEE PAGE 176

Full Parts Breakdown Available
Visit www.parweld.com for more information.

TORCH CONFIGURATIONS
See pages 182 -192 for how to create your Pro-Grip Max™ TIG Torch Package.

Ceramic Cups

A



STOCK CODE	SIZE	BORE
10N50	4	6mm (1/4")
10N49	5	8mm (5/16")
10N48	6	10mm (3/8")
10N47	7	11mm (7/16")
10N46	8	13mm (1/2")
10N45	10	16mm (5/8")
10N44	12	19mm (3/4")

Long Ceramic Cups

B



10N49L	5L	8mm (5/16")
10N48L	6L	10mm (3/8")
10N47L	7L	11mm (7/16")

Stubby Ceramic Cups

F



13N08	4	6mm (1/4")
13N09	5	8mm (5/16")
13N10	6	10mm (3/8")
13N11	7	11mm (7/16")
13N12	8	13mm (1/2")
13N13	10	16mm (5/8")

Collet Bodies

C

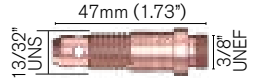

STOCK CODE	ELECTRODE SIZE
10N29	0.5mm (.020")
10N30	1.0mm (.040")
10N31	1.6mm (1/16")
10N31M	2.0mm (5/64")
10N32	2.4mm (3/32")
10N28	3.2mm (1/8")
406488	4.0mm (5/32")

Stubby Collet Body

G



17CB20	0.5-3.2mm (.020-1/8")

Gas Lens Cups

J



STOCK CODE	SIZE	BORE
54N18	4	6mm (1/4")
54N17	5	8mm (5/16")
54N16	6	10mm (3/8")
54N15	7	11mm (7/16")
54N14	8	13mm (1/2")
54N19	11	18mm (11/16")

Long Gas Lens Cups

K



54N17L	5L	8mm (5/16")
54N16L	6L	10mm (3/8")
54N15L	7L	11mm (7/16")

Large Diameter Gas Lens Cups

N



57N75	6	10mm (3/8")
57N74	8	13mm (1/2")
53N88	10	16mm (5/8")
53N87	12	19mm (3/4")

Gas Lens Bodies

L

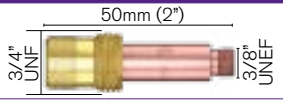

STOCK CODE	ELECTRODE SIZE
45V29	0.5mm (.020")
45V24	1.0mm (.040")
45V25	1.6mm (1/16")
45V25M	2.0mm (5/64")
45V26	2.4mm (3/32")
45V27	3.2mm (1/8")
45V28	4.0mm (5/32")

Large Diameter Gas Lens Bodies

O

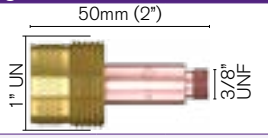

45V116	1.6mm (1/16")
45V64	2.4mm (3/32")
995795	3.2mm (1/8")

Collets

D

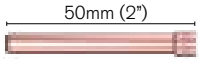

STOCK CODE	ELECTRODE SIZE
10N21	0.5mm (.020")
10N22	1.0mm (.040")
10N23	1.6mm (1/16")
10N23M	2.0mm (5/64")
10N24	2.4mm (3/32")
10N25	3.2mm (1/8")
54N20	4.0mm (5/32")

Stubby Collets

H



10N21S	0.5mm (.020")
10N22S	1.0mm (.040")
10N23S	1.6mm (1/16")
10N24S	2.4mm (3/32")
10N25S	3.2mm (1/8")

NEW Wedge Collets

Q



10N22W	1.0mm (.040")
10N23W	1.6mm (1/16")
10N24W	2.4mm (3/32")
10N25W	3.2mm (1/8")

NEW Stubby Wedge Collets

R



10N22SW	1.0mm (.040")
10N23SW	1.6mm (1/16")
10N24SW	2.4mm (3/32")
10N25SW	3.2mm (1/8")

Cup Gasket

E

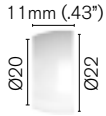

STOCK CODE
18CG

Stubby Cup Gasket

I

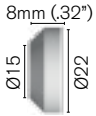

18CG20

Gas Lens Insulator

M

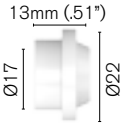

54N01	Use with 18CG

Large Gas Lens Insulator

P

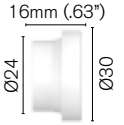

54N63	Use with 18CG

NEW GAS SAVER RANGE
See pages 160 for more information.

PRO18SC

WATER COOLED PRO-GRIP MAX™ TIG TORCH
400A DC, 300A AC @ 100% Duty Cycle,
EN60974-7, 0.5mm-4.8mm
(.020"-3/16") Electrodes

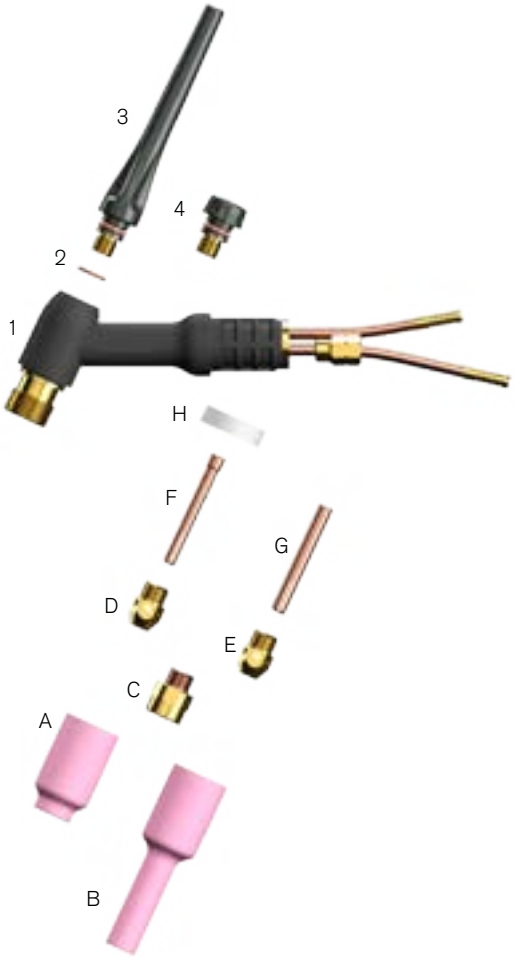



COMPLETE PACKAGE
PRO18SC(FX)-12S1BW OR PRO18SC(FX)-25S1BW

STOCK CODE		DESCRIPTION
1	PRO18SC	Torch Head including Nozzle Gasket
2	98W18	Back Cap 'O' Ring
3	PRO57Y02	Pro-Grip™ Back Cap Long 112mm (4.41")
4	PRO57Y04	Pro-Grip™ Back Cap Short 24mm (.04")
5	**TRIGGER KITS AVAILABLE SEE PAGE 184**	

Full Parts Breakdown Available
Visit www.parweld.com for more information.

TORCH CONFIGURATIONS
See pages 182 -192 for how to create your Pro-Grip Max™ TIG Torch Package.

Gas Lens Cups

A



STOCK CODE	SIZE	BORE
54N18	4	6mm (1/4")
54N17	5	8mm (5/16")
54N16	6	10mm (3/8")
54N15	7	11mm (7/16")
54N14	8	13mm (1/2")
54N19	11	18mm (11/16")

Long Gas Lens Cups

B



54N17L	5L	8mm (5/16")
54N16L	6L	10mm (3/8")
54N15L	7L	11mm (7/16")

Gas Lens Bodies

C

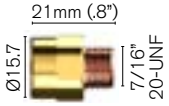

STOCK CODE	ELECTRODE SIZE
18GL16	1.6mm (1/16")
18GL32	2.4mm (3/32")
18GL18	3.2mm (1/8")
18GL53	4.0mm (5/32")
18GL36	4.8mm (3/16")

Nose Collet Body

D



STOCK CODE	ELECTRODE SIZE
NCB-53	3.4mm

Nose Collet Body

E



NCB-36	5mm

Collets

F

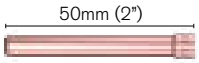

STOCK CODE	ELECTRODE SIZE
10N21	0.5mm (.020")
10N22	1.0mm (.040")
10N23	1.6mm (1/16")
10N23M	2.0mm (5/64")
10N24	2.4mm (3/32")
10N25	3.2mm (1/8")
54N20	4.0mm (5/32")

Heavy Duty Collets

G



10N25HD	3.2mm (1/8")
54N20HD	4.0mm (5/32")
18C36	4.8mm (3/16")

Cup Gasket

H



STOCK CODE
18NG



PRO 550W

WATER COOLED PRO-GRIP MAX™ TIG TORCH
550A DC, 410A AC @ 100% Duty Cycle,
EN60974 -7, 1.2mm-6.4mm
(.045”-1/4”) Electrodes





STOCK CODE		DESCRIPTION
1	889692	‘O’ Ring Pack
2	619041	Torch Body
3	607756	Long Back Cap
4	607758	Short Back Cap
5	**TRIGGER KITS AVAILABLE SEE PAGE 184**	

COMPLETE PACKAGE
PRO55-12S1BW OR PRO55-25S1BW

Full Parts Breakdown Available
Visit www.parweld.com for more information.

TORCH CONFIGURATIONS
See pages 182 -192 for how to create your Pro-Grip Max™ TIG Torch Package.

Alumina Ceramic Cups

A



STOCK CODE	DIAMETER	BORE
889688	14mm (9/16")	10mm (3/8")
889689	17mm (11/16")	13mm (1/2")
889690	22mm (7/8")	15mm (5/8")

Gas Lens Cups

C



STOCK CODE	DIAMETER	BORE
889699	14mm (9/16")	10mm (3/8")
889700	17mm (11/16")	13mm (1/2")
889701	22mm (7/8")	15mm (5/8")

Collets

E



STOCK CODE	ELECTRODE SIZE
889597	1.6mm (1/16")
889583	2.4mm (3/32")
889584*	3.2mm (1/8")
889585	4.0mm (1/16")
889587	6.4mm (1/4")

Collet Body

B



STOCK CODE	BORE
606090	1.2mm-6.4mm (3/64"-1/4")

Gas Lens Body

D



STOCK CODE	BORE
606194	6.5mm (1/4")

TIG WELDING GLOVES

Our range of TIG Welding Gloves have been designed to provide effective resistance from welding sparks and grinding splashes caused by welding. With a wide range of designs and options to choose, there's a glove for everyones needs.

